



ASOMUTUOS

Asociación Nacional de Fondos Mutuos de Inversión

CIFRAS CONSOLIDADAS

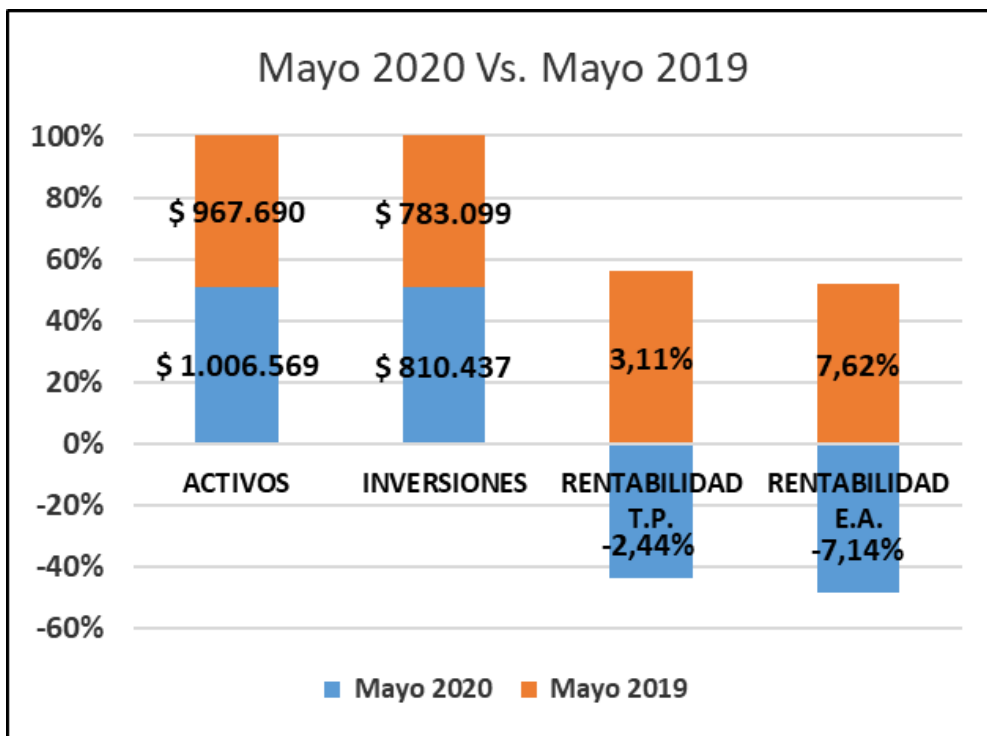
MAYO 2020

(Valores Expresados en Millones)

Mayo 2020		
FMI Vigilados		
1	ACTIVOS	\$ 1.006.569
2	INVERSIONES	\$ 810.437
3	RENTABILIDAD T.P.	-2,44%
4	RENTABILIDAD E.A.	-7,14%

Mayo 2019		
FMI Vigilados		
1	ACTIVOS	\$ 967.690
2	INVERSIONES	\$ 783.099
3	RENTABILIDAD T.P.	3,11%
4	RENTABILIDAD E.A.	7,62%

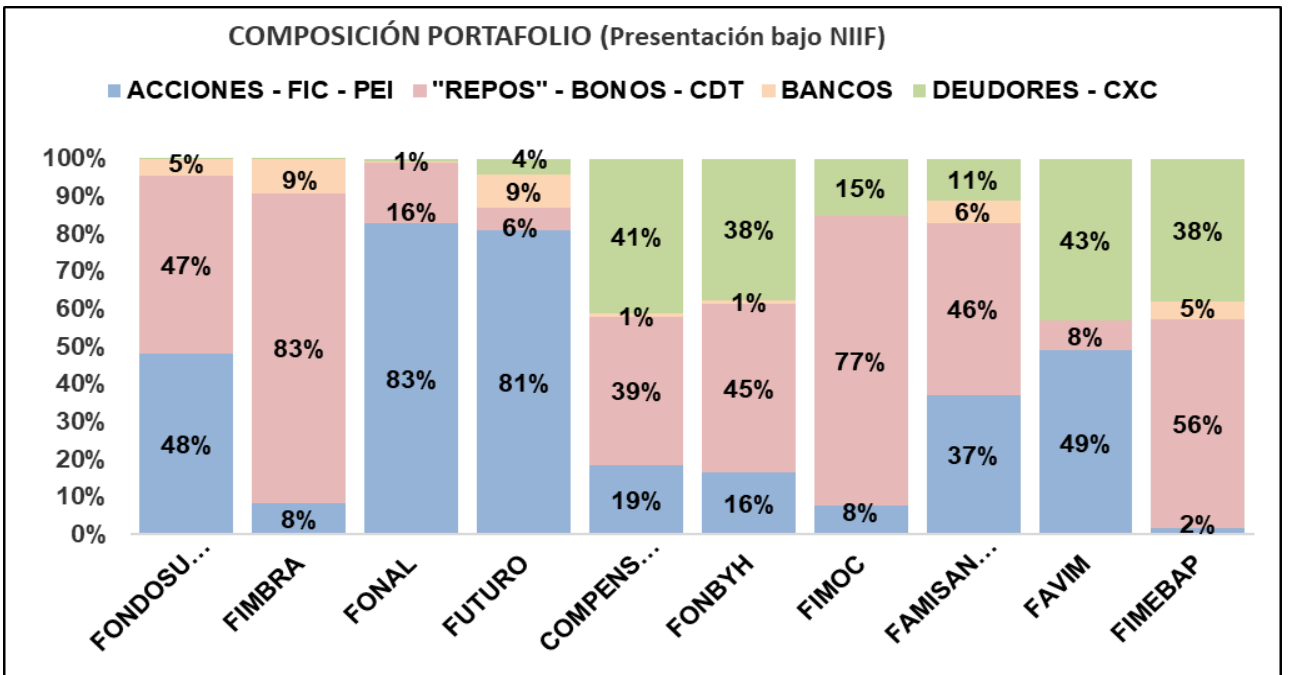
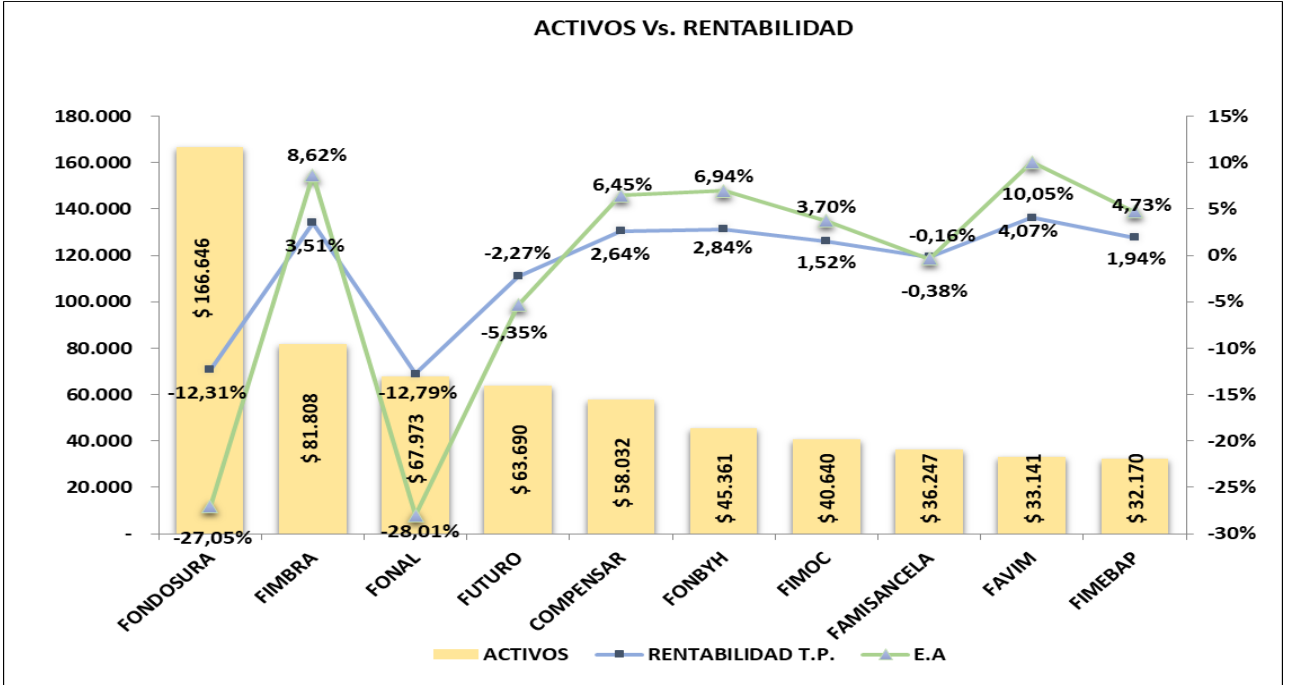
Variaciones Mayo 2020 Vs. Mayo 2019	
FMI Vigilados	
ACTIVOS	4,02%
INVERSIONES	3,49%
RENTABILIDAD T.P.	-178,49%
RENTABILIDAD E.A.	-193,69%





TOP 10 FMI's

Activo		Ganancia		R.O.A.
FONDOSURA	166.645,50	-20.421,49	FONDOSURA	-27,05%
FIMBRA	81.808,18		FIMBRA	8,62%
FONAL	67.973,25	-8.768,16	FONAL	-28,01%
FUTURO	63.690,49		FUTURO	-5,35%
COMPENSAR	58.032,06		COMPENSAR	6,452%
FONBYH	45.361,42		FONBYH	6,94%
FIMOC	40.639,74		FIMOC	3,70%
FAMISANCELA	36.246,82		FAMISANCELA	-0,38%
FAVIM	33.141,08		FAVIM	10,05%
FIMEBAP	32.170,21		FIMEBAP	4,73%



FMI's Comparativo por Nivel de Activos 2020 Vs. 2019					
#	FMI	CIUDAD	2020	2019	Var. %
1	FONDOSURA	MEDELLIN	\$ 166.646	\$ 165.083	0,95%
2	FIMBRA	BOGOTA	\$ 81.808	\$ 77.613	5,41%
3	FONAL	MEDELLIN	\$ 67.973	\$ 69.083	-1,61%
4	FUTURO	MEDELLIN	\$ 63.690	\$ 60.669	4,98%
5	COMPENSAR	BOGOTA	\$ 58.032	\$ 52.131	11,32%
6	FONBYH	BOGOTA	\$ 45.361	\$ 40.702	11,45%
7	FIMOC	BOGOTA	\$ 40.640	\$ 39.177	3,73%
8	FAMISANCELA	MEDELLIN	\$ 36.247	\$ 33.359	8,66%
9	FAVIM	BARRANQUILLA	\$ 33.141	\$ 29.141	13,73%
10	FIMEBAP	BOGOTA	\$ 32.170	\$ 30.920	4,04%
11	PETROCAJA	BOGOTA	\$ 30.662	\$ 39.982	-23,31%
12	FIA	CALI	\$ 27.606	\$ 22.981	20,12%
13	FOMUNE	MEDELLIN	\$ 26.176	\$ 25.330	3,34%
14	CRC	CALI	\$ 24.894	\$ 21.459	16,01%
15	FONNOEL	MEDELLIN	\$ 23.004	\$ 22.531	2,10%
16	FOMIHOCOL	BOGOTA	\$ 21.260	\$ 17.605	20,76%
17	FOMIL	MEDELLIN	\$ 20.138	\$ 19.260	4,56%
18	PETROMECL	BOGOTA	\$ 19.355	\$ 18.905	2,38%
19	COMPARTIR	BOGOTA	\$ 17.971	\$ 15.745	14,14%
20	DESTINAR	BOGOTA	\$ 17.816	\$ 19.473	-8,51%
21	MI FUTURO	CALI	\$ 16.281	\$ 14.171	14,89%
22	COLMOTORES	BOGOTA	\$ 14.787	\$ 17.593	-15,95%
23	FECOM	BOGOTA	\$ 14.319	\$ 13.840	3,46%
24	ESTELAR	CALI	\$ 13.087	\$ 12.163	7,59%
25	FONCARNICOS	MEDELLIN	\$ 12.060	\$ 11.124	8,42%
26	FONCOLTABACO	MEDELLIN	\$ 11.060	\$ 15.542	-28,84%
27	FONDOBANEQ	BOGOTA	\$ 10.190	\$ 8.546	19,24%
28	FIMPREVI	BOGOTA	\$ 9.179	\$ 7.518	22,10%
29	FONAMERICAS	MEDELLIN	\$ 7.682	\$ 6.741	13,96%
30	FINDAHORRO	BOGOTA	\$ 7.343	\$ 6.814	7,78%
31	FOMULEG	BOGOTA	\$ 5.632	\$ 5.792	-2,76%
32	UNIFONDO	BOGOTA	\$ 5.580	\$ 5.446	2,47%
33	FONBOLSA	MEDELLIN	\$ 5.520	\$ 3.998	38,09%
34	FONCCOMED	MEDELLIN	\$ 5.216	\$ 4.839	7,78%
35	AVANZAR	MEDELLIN	\$ 4.773	\$ 4.582	4,17%
36	INVERLOC	BOGOTA	\$ 4.726	\$ 4.115	14,84%
37	COCA - COLA	BOGOTA	\$ 4.544	\$ 3.722	22,09%

FMI's Comparativo por Rentabilidad en Activos 2020 Vs. 2019								
#	FMI	CIUDAD	Rentabilidad T.P.			Rentabilidad E.A		
			2020	2019	Var.	2020	2019	Var.
1	FAVIM	BARRANQUILLA	4,07%	6,91%	-41,09%	10,05%	17,39%	-42,22%
2	FIMPRESVI	BOGOTA	3,90%	1,93%	102,18%	9,62%	4,69%	104,96%
3	FIMBRA	BOGOTA	3,51%	0,81%	334,25%	8,62%	1,95%	342,45%
4	FIA	CALI	2,96%	2,97%	-0,23%	7,26%	7,28%	-0,23%
5	FONAMERICAS	MEDELLIN	2,88%	5,31%	-45,88%	7,04%	13,23%	-46,78%
6	FONBYH	BOGOTA	2,84%	3,17%	-10,62%	6,94%	7,79%	-10,82%
7	FONDOBANEQ	BOGOTA	2,64%	2,40%	9,91%	6,46%	5,86%	10,10%
8	COMPENSAR	BOGOTA	2,64%	3,15%	-16,23%	6,45%	7,73%	-16,52%
9	PETROMECL	BOGOTA	2,42%	2,35%	3,00%	5,90%	5,72%	3,05%
10	FOMIHOCOL	BOGOTA	2,35%	1,82%	29,18%	5,74%	4,43%	29,66%
11	CRC	CALI	2,10%	2,40%	-12,32%	5,13%	5,86%	-12,50%
12	FECOM	BOGOTA	2,09%	1,65%	26,25%	5,08%	4,01%	26,63%
13	FINDAHORRO	BOGOTA	1,96%	2,49%	-21,21%	4,78%	6,08%	-21,50%
14	FIMEBAP	BOGOTA	1,94%	1,93%	0,74%	4,73%	4,69%	0,75%
15	PETROCAJA	BOGOTA	1,88%	2,30%	-18,17%	4,58%	5,62%	-18,41%
16	INVERLOC	BOGOTA	1,83%	1,41%	29,64%	4,46%	3,43%	30,02%
17	MI FUTURO	CALI	1,79%	3,84%	-53,28%	4,36%	9,47%	-53,94%
18	COLMOTORES	BOGOTA	1,70%	2,79%	-38,99%	4,13%	6,83%	-39,44%
19	FIMOC	BOGOTA	1,52%	2,43%	-37,26%	3,70%	5,93%	-37,65%
20	UNIFONDO	BOGOTA	1,38%	0,84%	63,55%	3,35%	2,04%	64,16%
21	COCA - COLA	BOGOTA	1,29%	0,61%	112,45%	3,12%	1,46%	113,47%
22	FONBOLSA	BOGOTA	0,98%	0,66%	48,00%	2,37%	1,60%	48,32%
23	FOMULEG	BOGOTA	0,70%	1,18%	-40,77%	1,69%	2,86%	-40,97%
24	COMPARTIR	BOGOTA	0,09%	2,82%	-96,96%	0,21%	6,91%	-97,02%
25	FAMISANCELA	MEDELLIN	-0,16%	3,71%	-104,30%	-0,38%	9,13%	-104,18%
26	ESTELAR	CALI	-0,67%	3,03%	-122,09%	-1,60%	7,43%	-121,53%
27	DESTINAR	BOGOTA	-1,26%	-0,99%	26,86%	-3,00%	-2,37%	26,62%
28	FUTURO	MEDELLIN	-2,27%	4,15%	-154,65%	-5,35%	10,25%	-152,26%
29	FONCCOMED	MEDELLIN	-2,53%	3,57%	-170,83%	-5,96%	8,78%	-167,88%
30	FONCOLTABACO	MEDELLIN	-4,09%	3,07%	-233,17%	-9,54%	7,53%	-226,64%
31	FOMIL	MEDELLIN	-4,26%	3,20%	-233,25%	-9,92%	7,85%	-226,46%
32	FONNOEL	MEDELLIN	-4,29%	-0,58%	641,61%	-9,98%	-1,38%	622,40%
33	FONCARNICOS	MEDELLIN	-4,44%	-0,61%	631,62%	-10,34%	-1,45%	612,02%
34	FOMUNE	MEDELLIN	-8,94%	5,00%	-278,86%	-20,13%	12,42%	-262,09%
35	FONDOSURA	MEDELLIN	-12,31%	4,58%	-368,94%	-27,05%	11,34%	-338,46%
36	FONAL	MEDELLIN	-12,79%	4,82%	-365,71%	-28,01%	11,95%	-334,38%
37	AVANZAR	MEDELLIN	-14,10%	4,20%	-435,44%	-30,56%	10,38%	-394,27%

Comparativo Abril Vs. Mayo 2020

FONDOS	CIUDAD	ABRIL			MAYO			Var Rent mes	Var Activos mes
		ACTIVO	RENT ACUM	% ea	ACTIVO	RENT ACUM	% ea		
FONCARNICOS	MEDELLIN	\$ 11.528	-656,91	-16,14%	\$ 12.060	-515,18	-9,95%	21,58%	4,61%
INVERLOC	BOGOTA	\$ 4.533	-16,99	-1,12%	\$ 4.726	81,05	4,17%	577,05%	4,24%
PETROMECL	BOGOTA	\$ 18.569	107,74	1,75%	\$ 19.355	462,32	5,83%	329,11%	4,23%
FOMIHOCOL	BOGOTA	\$ 20.429	284,47	4,24%	\$ 21.260	457,59	5,24%	60,86%	4,07%
FAVIM	BARRANQUILLA	\$ 31.859	869,71	8,42%	\$ 33.141	1267,24	9,42%	45,71%	4,02%
FIMPREVI	BOGOTA	\$ 8.825	135,63	4,68%	\$ 9.179	325,58	8,72%	140,05%	4,02%
COCA - COLA	BOGOTA	\$ 4.371	15,86	1,09%	\$ 4.544	53,31	2,84%	236,13%	3,95%
FIA	CALI	\$ 26.653	305,49	3,48%	\$ 27.606	749,9	6,64%	145,47%	3,57%
FONCCOMED	MEDELLIN	\$ 5.059	-186,69	-10,67%	\$ 5.216	-127,13	-5,75%	31,90%	3,11%
COMPARTIR	BOGOTA	\$ 17.429	-99,97	-1,71%	\$ 17.971	14,44	0,19%	114,44%	3,11%
MI FUTURO	CALI	\$ 15.799	35,94	0,68%	\$ 16.281	273,29	4,08%	660,41%	3,05%
FONNOEL	MEDELLIN	\$ 22.326	-1240,01	-15,75%	\$ 23.004	-975,89	-9,88%	21,30%	3,03%
FONDOBANEQ	BOGOTA	\$ 9.901	165,24	5,09%	\$ 10.190	247,43	5,93%	49,74%	2,93%
FONBOLSA	BOGOTA	\$ 5.381	26,82	1,50%	\$ 5.520	46,7	2,04%	74,12%	2,59%
CRC	CALI	\$ 24.268	268,45	3,36%	\$ 24.894	487,73	4,77%	81,68%	2,58%
FIMBRA	BOGOTA	\$ 79.752	1174,61	4,48%	\$ 81.808	2794,89	8,40%	137,94%	2,58%
FONBYH	BOGOTA	\$ 44.226	758,68	5,24%	\$ 45.361	1220,7	6,58%	60,90%	2,57%
FIMOC	BOGOTA	\$ 39.655	67,13	0,51%	\$ 40.640	608,59	3,63%	806,58%	2,48%
COMPENSAR	BOGOTA	\$ 56.632	682,5	3,66%	\$ 58.032	1453,9	6,12%	113,03%	2,47%
UNIFONDO	BOGOTA	\$ 5.448	41,61	2,31%	\$ 5.580	76,1	3,30%	82,89%	2,43%
FECOM	BOGOTA	\$ 13.997	179,38	3,89%	\$ 14.319	293,95	5,00%	63,87%	2,31%
FONAMERICAS	MEDELLIN	\$ 7.528	146,04	5,93%	\$ 7.682	207,36	6,60%	41,99%	2,05%
FOMIL	MEDELLIN	\$ 19.782	-1082,25	-15,53%	\$ 20.138	-839,33	-9,71%	22,45%	1,80%
FONCOLTABACO	MEDELLIN	\$ 10.872	-525,03	-13,80%	\$ 11.060	-544,1	-11,40%	-3,63%	1,73%
FAMISANCELA	MEDELLIN	\$ 35.634	-356,91	-2,97%	\$ 36.247	-55,45	-0,37%	84,46%	1,72%
FONAL	MEDELLIN	\$ 67.060	-8090,2	-32,00%	\$ 67.973	-8768,16	-28,21%	-8,38%	1,36%
FIMEBAP	BOGOTA	\$ 31.743	426,97	4,09%	\$ 32.170	613,14	4,64%	43,60%	1,34%
AVANZAR	MEDELLIN	\$ 4.710	-601,03	-33,60%	\$ 4.773	-659,38	-30,01%	-9,71%	1,33%
FINDAHORRO	BOGOTA	\$ 7.260	81,1	3,39%	\$ 7.343	138,97	4,60%	71,36%	1,14%
FONDOSURA	MEDELLIN	\$ 164.944	-19071,48	-30,83%	\$ 166.646	-20421,49	-26,93%	-7,08%	1,03%
DESTINAR	BOGOTA	\$ 17.676	-324,41	-5,41%	\$ 17.816	-235,27	-3,14%	27,48%	0,80%
FOMULEG	BOGOTA	\$ 5.610	19,88	1,07%	\$ 5.632	39,92	1,71%	100,80%	0,38%
COLMOTORES	BOGOTA	\$ 14.736	83,21	1,70%	\$ 14.787	275,55	4,53%	231,15%	0,34%
FOMUNE	MEDELLIN	\$ 26.104	-2102,31	-22,27%	\$ 26.176	-2302,82	-19,83%	-9,54%	0,28%
ESTELAR	CALI	\$ 13.055	-246,69	-5,56%	\$ 13.087	-84,56	-1,54%	65,72%	0,24%
FUTURO	MEDELLIN	\$ 63.738	-1299,64	-5,99%	\$ 63.690	-1409,43	-5,23%	-8,45%	-0,08%
PETROCAJA	BOGOTA	\$ 40.082	379,11	2,86%	\$ 30.662	665,64	5,29%	75,58%	-23,50%